

Learn Finnish

Introduction

The WordDive method

- A Finnish-made patented and award-winning language learning application that enables fast learning of real-life language skills.
- Learning is based on the WordDive method which utilizes different senses simultaneously. Artificial intelligence will optimize the exercises for every user individually.
- All material is designed and produced by Finnish language teachers together with native professionals.
- WordDive users will achieve real-life language skills in 63 hours on average.



Activating the licence key

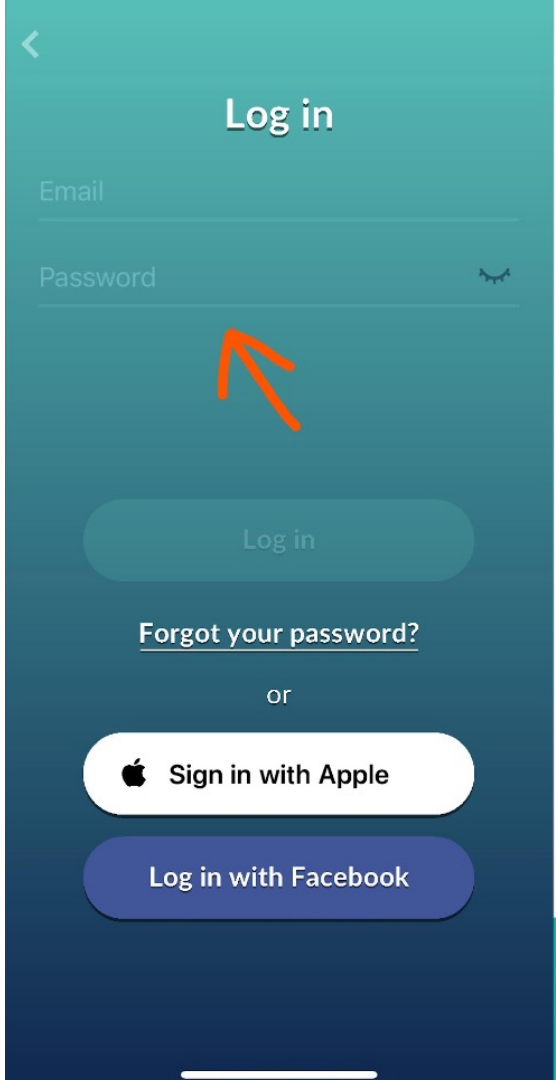
1. Go to <https://www.worddive.com/en/code> and activate the licence key.
2. The code activates the Comprehensive Finnish package. Click “Continue”.
3. Register as a user / log in to your existing account.
4. Scroll down and click “Redeem”.
5. You can now start exercising.

In the future you can log in to the website on www.worddive.com/en. You can also download the WordDive app from AppStore/Google Play.

Please note that the code must be activated on our website.

Using the app

- The licence key must first be activated in the browser version
- After activating the key you can log in on the app
- Please use the Email and Password fields. If you Sign in with Apple, your device creates a new user which does not have the licence key activated




Getting started

1. Select your desired translation language from Menu > Settings
 - English, Swedish, Norwegian, Russian or German for the Finnish package
 - Our UI languages are English, Finnish, Swedish and German.
2. Select your goal by clicking the circle at the top of the course list
 - Select a level: Beginner, Intermediate or Advanced
 - It is recommended to study the courses in the given order especially if you are a beginner to avoid missing important grammar rules.
 - You can change the goal whenever you like.
3. After exercising for 5 minutes, you can set a Daily progress goal. E.g. 20 minutes / 5 days a week. This is just to motivate you to practice regularly. You can always change this goal if needed.

Exercising

The exercises are divided into small parts to sustain motivation and enable practicing in shorter sessions

1. A word or a phrase is introduced to you in a multiple choice exercise.
2. Next time, the program will ask you to write the word. If you can't remember it, click the headphones icon to listen to the audio tip.
3. You have learned the word permanently after writing it correctly (without listening to the audio tip) in two consecutive exercise days.
 - The course is completed when the 3 stars are full.
 - If you get this notification - don't worry! 
 - You can still move on to practice some other course in the meantime, if you don't want to wrap it up for the day yet.

Nice going!

A Fresh Start

Lesson 4



Good job! You can't get any more study items to permanent level today. Let's finish the lesson tomorrow!

Next course

Present conjugation of the verb *olla* (to be)



Note that in Finnish, the verb ending is always determined by the subject:

minä olen
sinä olet
hän on

me olemme
te olette
he ovat

Continue

Grammar

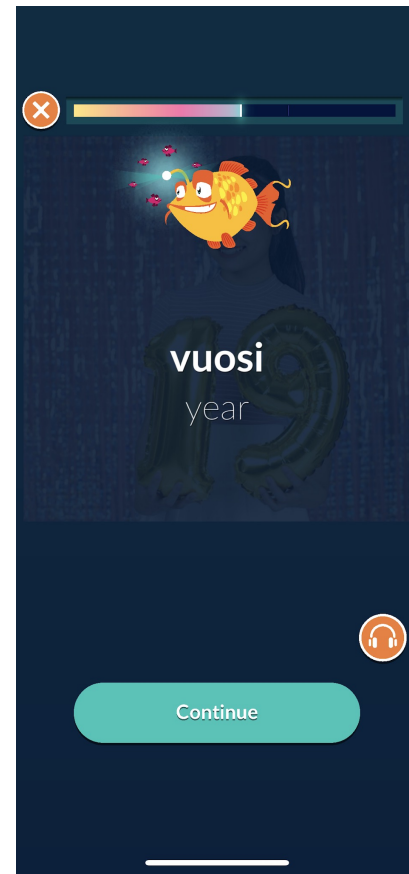
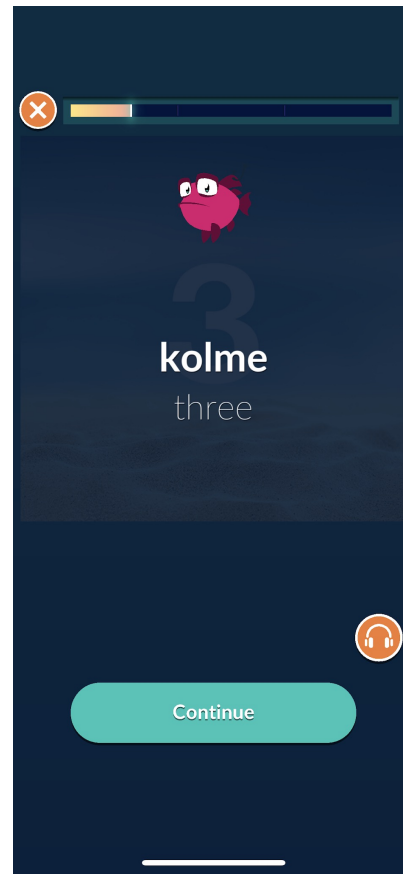
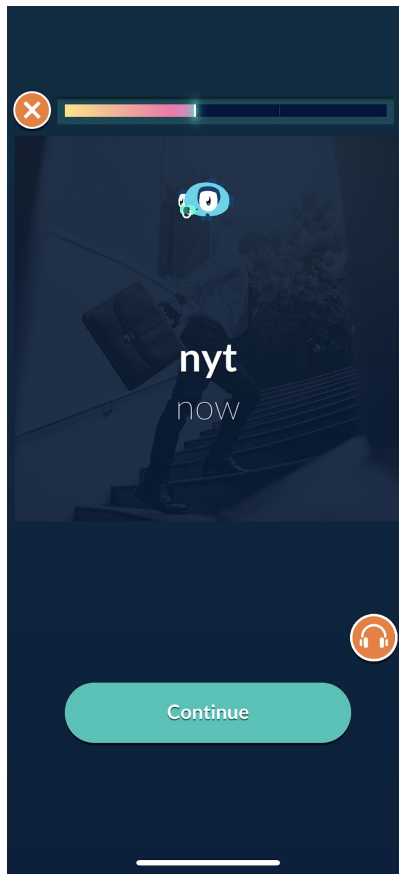
7

- The WordDive program does not have specific grammar courses. Grammar is introduced in small sections in between the exercises.
- Check out our [Grammar page](#).
- The [Finnish course material](#) is created based on the CEFR levels A1-C1.
- You can support your studies by communicating in Finnish as much as possible, watching Finnish tv-shows/movies, listening to podcasts, reading news etc.

Exercising in the app

In the app, the fish indicate different stages of learning.

- The blue fish indicates a new word
- The red fish means you've written the word correctly
- The golden fish marks permanent learning. The course is completed when you have achieved the golden fish from all study items.



Exercise modes

- There are minor differences between the exercises modes of the app and the browser version.
- Despite the different platform, you can use versions of WordDive for studying the same course package. Your progress will be updated to both versions.

Me _____ kaksi lasia vettä.
We want two glasses of water.

haluan haluavat haluamme

The screenshot shows a language exercise on a teal background. At the top, there is a progress bar with a close button (X) on the left. The main text reads "Me _____ kaksi lasia vettä." followed by the English translation "We want two glasses of water." Below the text is a faint image of a wine glass. At the bottom, there are three buttons: "haluan", "haluavat", and "haluamme". There are also icons for a lightbulb and headphones.

What do you want?
Minä haluan mehua.
I want juice.
Entä mitä Emma haluaa?
What about Emma, what does she want?
_____ .
She wants water and juice.

haluaa haluat haluat Hän
He vettä ja mehua

The screenshot shows a conversation exercise on a teal background. At the top, there is a progress bar with a close button (X) on the left and two circular profile pictures. The main text is a dialogue: "What do you want?" followed by "Minä haluan mehua. I want juice." and "Entä mitä Emma haluaa? What about Emma, what does she want?" followed by "_____ ." and "She wants water and juice." Below the dialogue are several buttons: "haluaa", "haluat", "haluat", "Hän", "He", and "vettä ja mehua". There is also a headphones icon.

Customer support

- If you encounter any problems, our customer support will be happy to help!
 - We reply to your emails each day of the year at info@worddive.com
 - Sometimes our messages are regarded as spam. Please, check your spam & trash folders if you don't seem to get a reply.
- Phone service on working days from 9:00 a.m. to 3:00 p.m.
 - +358 10 205 4455
- Contact details and FAQ are found on our [website](#).
- Facebook: WordDive, Instagram & Twitter: @worddive
 - You can contact us on Facebook or Instagram as well!

Thank you!